

Skidders Falls Bridge PEL Study Public Survey Results

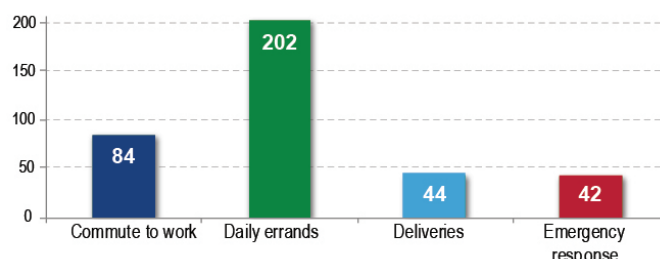
PennDOT is completing a Planning and Environmental Linkages (PEL) Study to consider the transportation purpose and needs for the Skidders Falls Bridge, which was closed due to safety concerns in October 2019. As part of the PEL Study, a virtual public meeting was held on March 30, 2021, to inform the community of the study and solicit their feedback. The public meeting consisted of a presentation and a survey which contained a series of multiple choice questions and an open question for respondents to share their thoughts and concerns.

The public survey was available on the PennDOT Skidders Falls website from March 30, 2021 through June 1, 2021. Variable message boards were located throughout the area to inform the community of the survey. A project hotline and email were also available to request a paper survey.

A total of 286 respondents completed the survey online or submitted a paper survey. The responses are summarized below. The survey also requested feedback on the public meeting and presentation which will be used to enhance future outreach efforts. These results do not include comments submitted to the project email (Skiddersfallsbridge@aecom.com) without a completed survey.

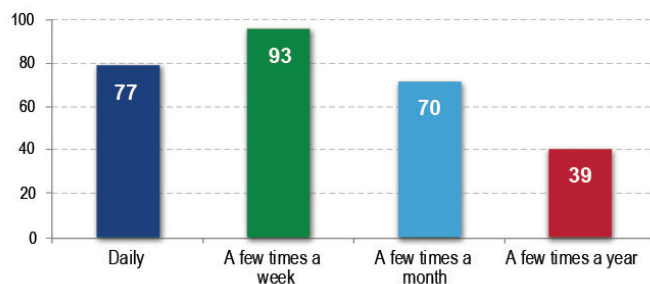
When the Skidders Falls Bridge was open, what types of trips did you make on the bridge? (Select all that apply)

In the comments, 56 respondents indicated they used the bridge for recreation and 50 respondents used the bridge for personal and social purposes. 63 respondents skipped the question.



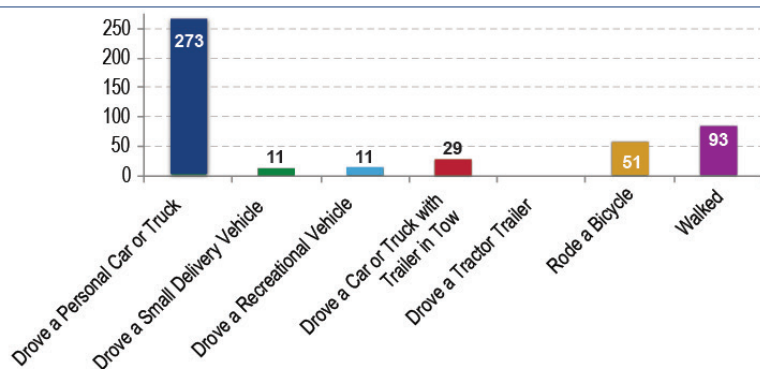
When the Skidders Falls Bridge was open, how often did you use it? (Select one)

7 respondents skipped the question.



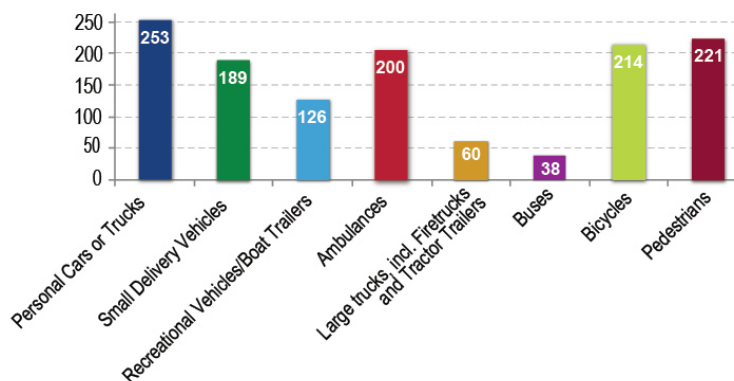
When the Skidders Falls Bridge was open, how did you travel over the bridge? (Select all that apply)

In the comments, 4 respondents indicated they drove an ambulance over the bridge. 8 respondents skipped the question.



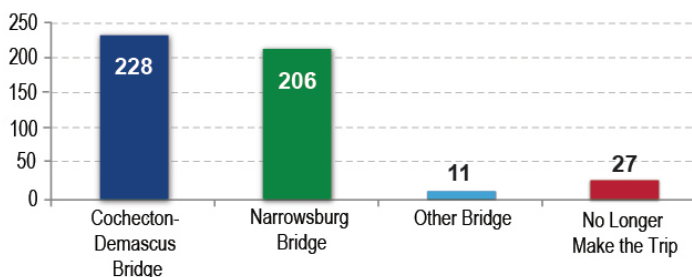
Beyond your personal usage, what types of vehicles/users need to have access to the bridge to meet local needs? (Select all that apply)

In the comments, 8 respondents mentioned fire trucks, 3 respondents mentioned ambulances, 3 respondents mentioned bike/ped, and 9 respondents indicated no large trucks and 4 respondents indicated there is no need for fire trucks to cross here. 9 respondents skipped the question.



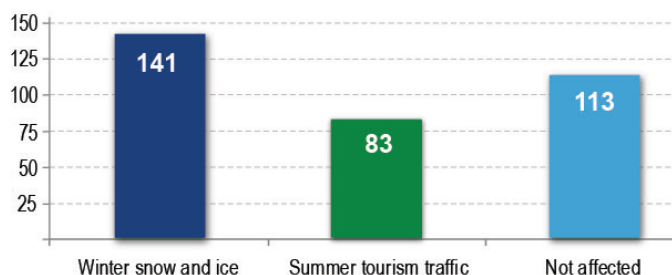
What routes do you use in place of Skinners Falls Bridge?
(Select all that apply)

7 respondents skipped the question.



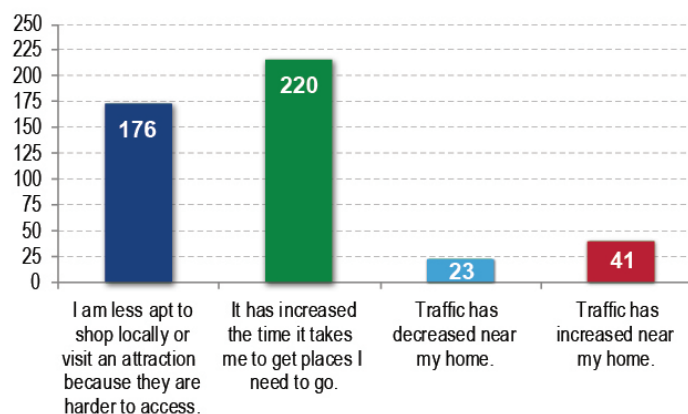
Is your alternate route affected by the season? (Select all that apply)

In the comments, 10 respondents noted the conditions on River Road and 7 respondents indicated conditions on alternate routes add additional travel time. 15 respondents skipped the question.



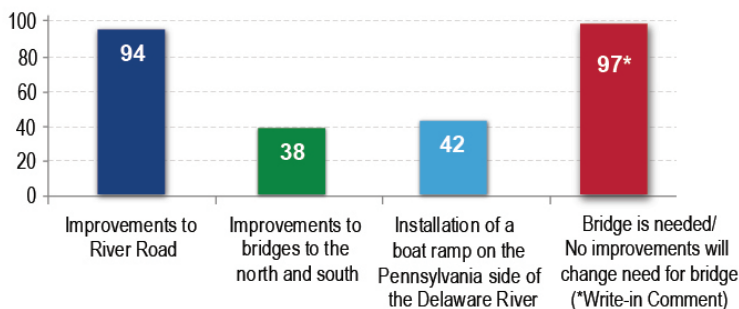
How has the bridge closure affected you? (Select all that apply)

In the comments, 17 respondents indicated no effect, 8 respondents were concerned with the negative impact to the Milanville General Store, 7 respondents missed the scenic drive, and 7 respondents indicated that local roads near the bridge were safer without the bridge through-traffic. 31 respondents skipped the question.



Are there other transportation improvements that could be made that would reduce your need for a bridge at this location? (Select all that apply)

In the comments, 74 respondents indicated that no improvements would reduce their need for the bridge, 60 respondents indicated a bridge was needed, 11 respondents suggested local road improvements, 4 respondents indicated the bridge should be replaced, and 2 respondents felt no bridge is needed. 164 respondents skipped the question.



What interest do you represent? (Select all that apply)

The table at right summarizes who the survey respondents were and what interests they represented. In the comments, 23 respondents indicated that they fit in multiple categories and 6 respondents mentioned family ties to the area. 11 respondents skipped this question.

Answer Choices	No. of Responses
Resident	176
Business owner	12
Community facility	0
Public official	6
Emergency responder	6
Property owner	66
Community organization	1
Visitor	13
Other (please specify)	29

Other Comments or Concerns

Respondents were given the opportunity to provide more information to expand on their comments or concerns. 186 comments were received, which were then reviewed to determine recurring themes. 100 respondents skipped the question. The 12 identified recurring themes are listed below.

